



Scottish Police Federation

PO Box 27163, GLASGOW, G3 9EZ

JCC Circular 28 of 2021

Ref: CS/DH/LS

6 September 2021

Attachment: PPE Survey Results 2021

Dear Colleague

PPE Survey Results 2021

Please find attached the results from the 2021 PPE Survey conducted this summer.

The Joint Central Committee will now discuss these results and use them to inform Policy Development and Strategy within Police Scotland, the Scottish Police Authority and Scottish Government.

Yours sincerely

CALUM STEELE
General Secretary



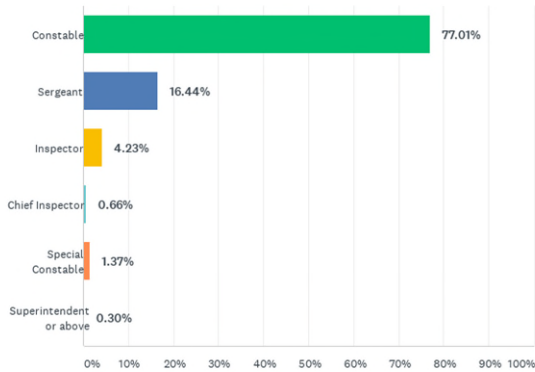
Scottish Police Federation 2021 Personal Protective Equipment Survey Results

Survey Demographics

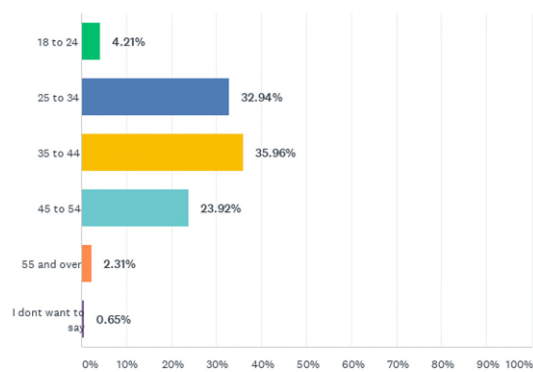
1698 responses (approx. 10% Police Officers). 74% Male, 25% female.

Surveyed between 28th June and 16th August 2021

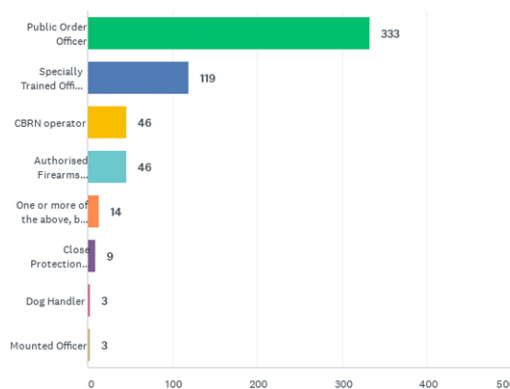
Q3 What Substantive Rank Do you hold?



Q7 What is your age?



Do you have any Specialist Protective Skills?



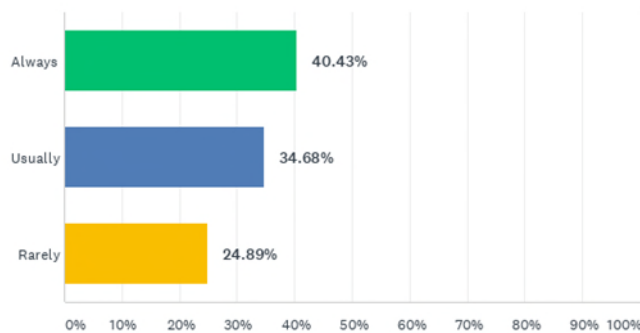
A third of respondents had additional Specialist skills

When were you last assaulted on Duty?

	Number	Running Total	Running %
In the last week	33	33	2%
In the last fortnight	40	73	5%
In the last month	98	171	11%
In the last 3 months	159	330	22%
In the last 6 months	107	437	29%
In the last year	180	617	40%
Over a year ago	907	1524	100%

22% of police officers assaulted on duty in the last 3 months, 40% in the last year.

Do you record an act of violence against you on an accident report?



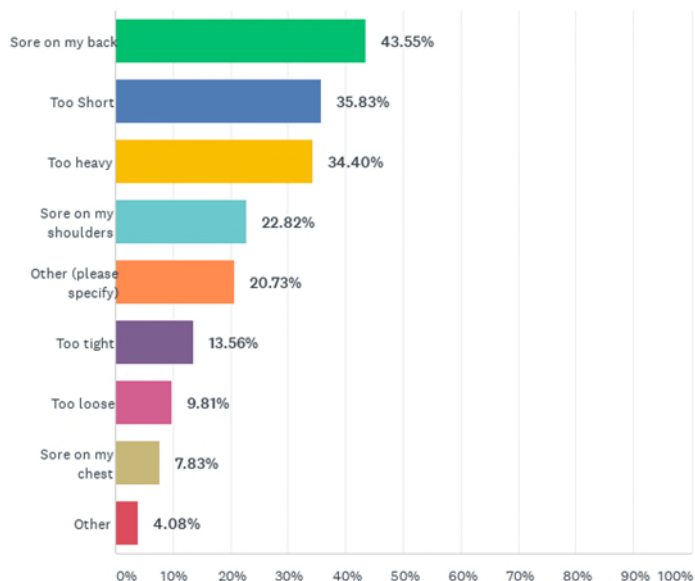
25% of respondents rarely recorded acts of violence on an accident report. This is a 6% decrease on the 2017 survey and confirms that Police Scotland's figures are just the tip of the iceberg.

How do you rate your understanding of the protocols that need to be followed in deploying Armed Policing resources?

On average Respondents scored their knowledge of firearms protocols (when guns can be deployed) as only 49/100.

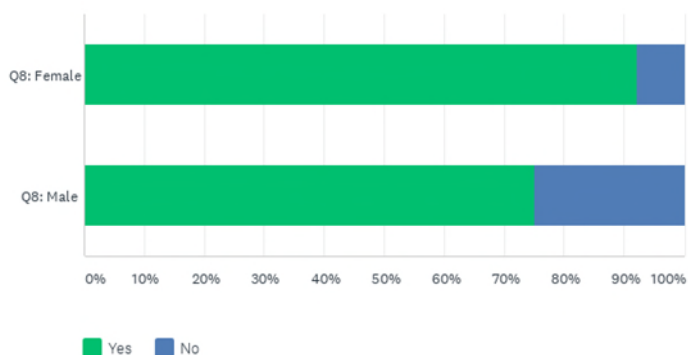
There remains a significant knowledge gap on when it is appropriate to deploy firearms.

897 officers (63%) complained that their body armour didn't fit well. Broken down by the following reasons



27% of officers complained of a sore back caused by their body armour.

441 respondents had completed the new Officer Safety Training course and were asked how suitable it was?

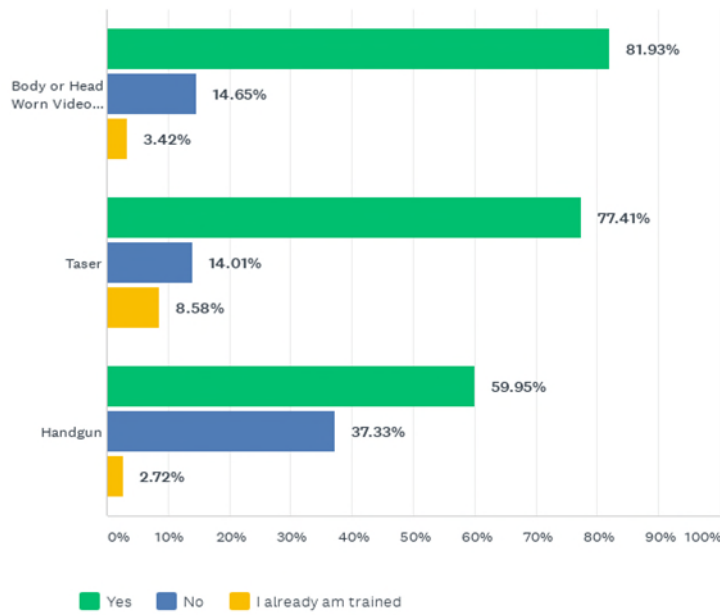


79% of all respondents believed the it to be suitable. 92% of female respondents believed it to be suitable

A very positive response to the new Officer Safety course, especially from female officers.

Handguns and TASER

Would you be prepared to be trained in and use any of the following?
 (This does not mean routinely armed or equipped, just trained in case circumstances require it)



Which if any of the following Officer Safety PPE would you also like to have? Please rank them.

	1	2	3	4	5	I DONT WANT THIS AT ALL	TOTAL	SCORE
TASER	48.18% 661	20.55% 282	10.06% 138	4.01% 55	1.09% 15	16.11% 221	1,372	4.32
Handgun	7.01% 103	8.16% 120	10.95% 161	14.97% 220	12.18% 179	46.73% 687	1,470	2.68
Protective Headwear	2.49% 36	7.95% 115	14.86% 215	20.11% 291	15.34% 222	39.25% 568	1,447	2.38
Body or Head worn Video Camera	21.76% 309	29.58% 420	19.44% 276	10.14% 144	2.75% 39	16.34% 232	1,420	3.69
Advanced Open Hand Techniques/ Restraints	19.50% 286	24.81% 364	26.79% 393	14.04% 206	6.95% 102	7.91% 116	1,467	3.39

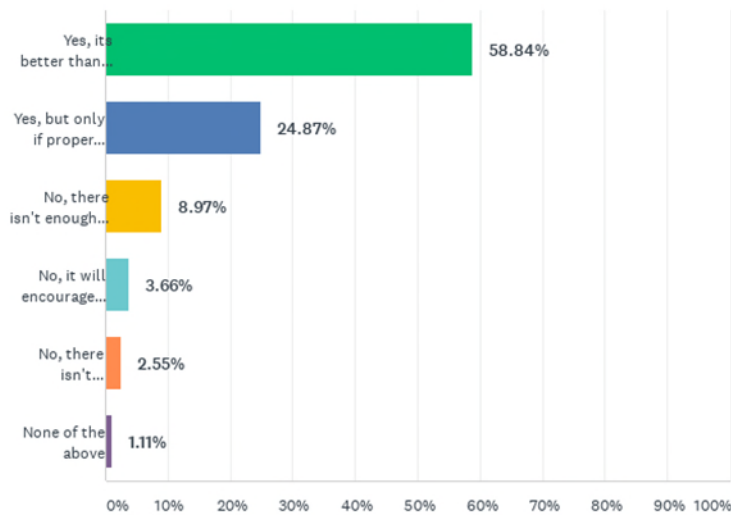
60% would be prepared to be trained in and use a handgun.

53% would **like** a handgun.

16% don't want Body worn Video Cameras.

85% of those who don't have TASER would like to have it.

Public Order Shields in Vehicles



ANSWER CHOICES	RESPONSES	
Yes, its better than nothing, and it means officers can act if they need to	58.84%	899
Yes, but only if proper training on shield tactics is given and other additional PPE is provided	24.87%	380
No, there isn't enough space as it is	8.97%	137
No, it will encourage officers to act without specialist support or other PPE	3.66%	56
No, there isn't sufficient need in the area I work	2.55%	39
None of the above	1.11%	17
TOTAL		1,528

73% of officers want a public order shield in their vehicles. 59% would take one unconditionally. This is further demonstration of the vulnerability officers are feeling and highlights a capability gap.

Considering likelihood and impact, what weapon do you consider to be the greatest threat to your safety?

	1	2	3	4	5	6	7	TOTAL	SCORE
▼ A knife	65.71% 958	17.49% 255	6.52% 95	4.05% 59	1.51% 22	1.92% 28	2.81% 41	1,458	6.25
▼ A bat / stick	5.57% 80	37.79% 543	20.74% 298	12.80% 184	7.65% 110	8.00% 115	7.45% 107	1,437	4.67
▼ A vehicle	9.69% 143	19.19% 283	28.75% 424	17.02% 251	9.90% 146	7.66% 113	7.80% 115	1,475	4.48
▼ A firearm	14.58% 204	10.65% 149	9.01% 126	14.51% 203	13.30% 186	12.01% 168	25.95% 363	1,399	3.59
▼ A chemical (acid / PAVA etc)	2.74% 39	6.25% 89	13.68% 195	17.54% 250	23.79% 339	20.21% 288	15.79% 225	1,425	3.23
▼ A martial arts specialist	3.54% 51	6.32% 91	12.08% 174	17.71% 255	16.67% 240	17.43% 251	26.25% 378	1,440	3.05
▼ A stun device	1.00% 14	2.86% 40	9.08% 127	16.17% 226	26.11% 365	31.12% 435	13.66% 191	1,398	2.88

Knives remain by a long way the greatest threat perceived by Police Officers.

A Firearm was considered the greatest threat by 14.6% of respondents.